

## Foreword

Central Statistical Organization / Index Numbers Department have the pleasure to publish the Consumer Price Index report for August 2017 by the new base 2012 instead of 2007 within CSO work plan for 2017. The CPI is an index that measures the rate at which prices of consumption goods and services are changing from period to period; such changes affect the real purchasing power of consumer's incomes and their welfare. Where it is considered as an indicator for general level of prices in a country, different countries concern about compiling specific, representative figures for this indicator as it has a direct contact with the individual's luxury and living conditions. The first index number for living condition in Iraq has been compiled on 1945 by the main office of statistics in the ministry of economics and used 1939 as a base year for Baghdad city. Then work continued in preparing this number later on by the Ministry of Planning\ Central Statistical Organization , the most recent one depended on the base year 2012 as it is the year in which the latest Household Social and Economical Survey has been conducted in Iraq. Index Numbers Department presently issues monthly report of Consumer Price Index by the mentioned base year .

Index Numbers Department  
September 2017

### CPI Methodology

#### 1. Base Year

The year 2012 has been chosen to be the base year for (CPI) considering that it is the year in which Iraqi Household Social and Economical Survey (IHSES) was conducted, consequently, it has been taken as a base year in pricing goods and services in the consumer price index structure. Also it is considered to be a representative year to the living conditions and the structure of consumption expenditure and the economical state in the country as a whole.

#### 2. Products Sample Selection

To select the products basket for consumer price index, the cut-off sampling method has been used. The sample included all products with monthly individual average expenditure on exceeded 25 ID on the Iraqi Household Social and Economical Survey (IHSES) on 2012. After selecting the sample some products which have not been included in the sample but considered important from the consumer's point of view have been added ,at the same time some products excluded which were not considered to be important to the consumer although they appeared with expenditure exceeds 25 ID. Products sample included 333 products out of 803 products on (IHSES), so the sample's size account for 41% of the total number of products reported in the Household Economical and Social Survey ,while the individual's monthly expenditure on products included in the sample account for more than 88% of his expenditure on all products, the number of chosen items (categories) mounted to 486 items distributed on 12

divisions according to Classification Of Individual Consumption by Purpose briefly COICOP .

### 3. Weighting Diagram

As the different products differ in its relative importance , this entails that the relative importance must be calculated for every commodity and service by depending on the individual's monthly expenditure average which is taken from Household Economical and Social Survey in Iraq for 2012.

### 4.The Formula of Price Index Number

Laspseyr's Formula has been used which depends the base year weights in calculating Index Numbers for main groups, sub-groups and the General Index Number.

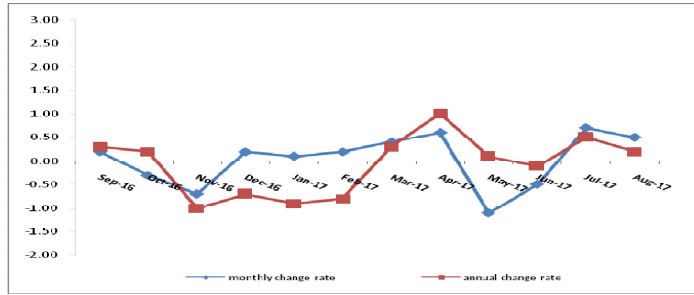
### 5. Coverage

Prices being collected from each governorate center and from the most important Qhada due to population size (except the center Qhada). Knowing that governorates have been consulted in Qhada selection taking in consideration the price difference between administrative units markets and the cost and ability to access the administrative unit. CPI covers the urban area of Iraq account for 69% of total population on 2012.

### 6. Core Inflation

Core Inflation has been calculated after excluding some volatile products prices presented in Fruit and Vegetable sub-groups in Food and Non- Alcoholic Beverages and the fuel products (kerosene, LPG) in Housing division.

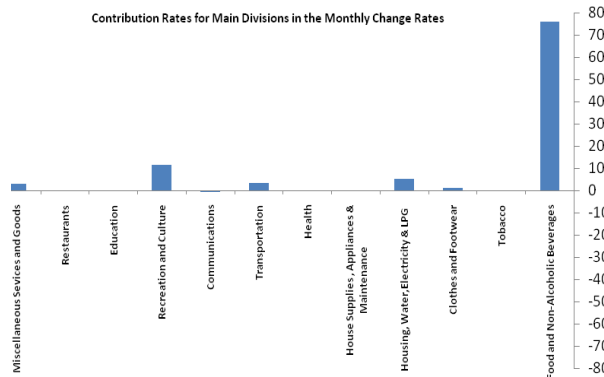
## Inflation Rates



- Price index (CPI) of Iraq has registered (104.6%) in Iraq increasing at a rate of (0.5%) as compared with July 2017. This returns to the increase Food-stuff and Non- Alcoholic Beverages division which has amounted to (1.3%) as well as ( Clothes and Footwear division , Housing division and Transportation division at the rate of (0.1%) , Recreation and Culture division at a rate of (3.1%) and Miscellaneous Services and goods division at a rate of (0.3%).
- Core inflation has increased for August 2017 at a rate of (0.7%) as compared with the previous month, also increased at a rate of (1.1%) as compared with August 2016.
- Annual change rate has increased in August 2017 to (0.2%) as compared with August 2016 which was (104.4%).

### First: Monthly change (August 2017 as compared with July 2017)

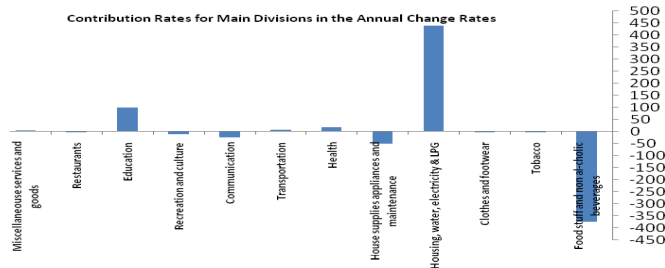
- 1-Food-stuff and Non- Alcoholic Beverages division registered an increase at a rate of (1.3%) to contribute with (76.1%) in the monthly change rates and changes are results of the following:
  - The increase in Yoghurt, Cheese and Eggs sub-group at a rate of (2.6 %) as compared with the previous month.
  - The increase in Fruits sub-group at a rate of (3.6%) as compared with the previous month.
  - The increase in Vegetables sub-group at a rate of (3.9 %) as compared with the previous month.
  - The increase in Sugar and Sugar products at a rate of (0.1%) as compared with the previous month.
  - The decrease in Meats sub-group at a rate of (0.3%) as compared with the previous month.
  - The decrease in Fish sub-group at a rate of (1.4%) as compared with the previous month.
- 2- Tobacco division preserved the same level the same in the monthly change rates.
- 3- Clothes and Footwear division registered an increase at a rate of (0.1%) to contribute with (1.3%) in the monthly change rates due to the increase in index numbers of Clothes at a rate of (0.1%) .
- 4-Housing division registered an increase at a rate of (0.1%) to contribute with (5.4%) in the monthly change rates due to the increase in index numbers of Electricity and water Supply sub-group at a rate of (0.7%) and Fuels sub-group at a rate of (0.1%) .
- 5- House Supplies, Appliances & Maintenance and Health divisions preserved the same level the same in the monthly change rates.
- 6- Transportation division registered an increase at a rate of (0.1%) to contribute with (3.4%) in the monthly change rates.
- 7- Communication divisions registered a decrease at a rate of (0.1%) to contribute with (-0.7%) in the monthly change rates.
- 8- Recreation and Culture division registered an increase at a rate of (3.1%) to contribute with (11.6%) in the monthly change rate.
- 9- Education and Restaurants divisions preserved the same level the same in the monthly change rates.
- 10- Miscellaneous Services and goods division registered an increase at a rate of (0.3%) to contribute with (2.9%) in the monthly change rate.



## Second: Annual change (August 2017 as compared with August 2016)

- 1-Food-stuff and Non- Alcoholic Beverages division registered a decrease at a rate of (2.7%) to contribute with (% - 373.7) in the annual change rate and changes are results of the following :
- The decrease in Cereals and their products sub-group at a rate of (1.0%).
  - The decrease in Meats sub-group at a rate of (1.0%).
  - The decrease in Fish sub-group at a rate of (16.5%).
  - The decrease in Yoghurt, Cheese and Eggs at a rate of (0.6%).
  - The decrease in Oils and Fats at a rate of (1.3%).
  - The decrease in Vegetables sub-group at a rate of (10.1%).
  - The decrease in Sugar and Sugar products sub-group at a rate of (0.1%).
  - The increase in Fruits sub-group at a rate of (0.5%).
  - The increase in Other food products sub-group at a rate of (1.4%).
- 2-Tobacco division registered a decrease at a rate of (0.2%) to contribute with (-1.0%) in the annual change rate.
- 3-Clothes and Footwear division registered a decrease at a rate of (0.1%) to contribute with (-2.9%) in the annual change rate due to the decrease in Clothes sub-group at a rate of (0.2%).
- 4-Housing division registered an increase at a rate of (3.2%) to contribute with (438.5%) in the annual change rate as a result of the increase in Rents at a rate of (2.0%), Electricity and water Supply sub-group at a rate of (16.1%) and Fuels sub-group at a rate of (2.0%).
- 5-House Supplies, Appliances & Maintenance division registered a decrease at a rate of (1.7%) to contribute with (- 51.7%) in the annual change rate as a result of the decrease Furniture Equipments at a rate of (2.4%) and House Appliances sub-group at a rate of (1.3%)
- 6-Health division registered an increase at a rate of (0.8%) to contribute with (17.6%) in the annual change rate.
- 7-Transportation division registered an increase at a rate of (0.1%) to contribute with (7.3%) in the annual change rate.
- 8-Communications division registered a decrease at a rate of (1.4%) to contribute with (-23.4%) in the annual change rate.
- 9-Recreation and Culture division registered a decrease at a rate of (1.4%) to contribute with (-12.2%) in the annual change rate.
- 10-Education division registered an increase at a rate of (21.9%) to contribute with (98.5%) in the annual change rate.
- 11-Restaurants division registered a decrease at a rate of (0.2%) to contribute with (-1.5%) in the annual change rate.
- 12-Miscellaneous Services and goods division registered an increase at a rate of (0.2%) to contribute with (4.4%) in the annual change rate.

S  
e



1

## Third: Inflation rates in comparison with 2012:-

Consumer price index (CPI) has amounted to (104.6%) for August 2017 which means that the general level for prices in August 2017 increased at a rate of ( 4.6% ) as compared with 2012.

## Forth: Core inflation :-

Core inflation has increased for August 2017 at a rate of (0.7%) as compared with the previous month and increased at a rate of (1.1%) as compared with August 2016.

**P.S** : Anbar and Nineveh are not included in CPI calculation for August 2017 due to the extreme conditions in them.

جدول (1) : الرقم القياسي لاسعار المستهلك في العراق لشهر آب 2017  
 Table No. (1) : CPI for Iraq for Aug 2017  
 (100=2012)

| Seq. | Division / Main Group / Sub Group         | معدلات التغير في الشهر الحالي بالمقارنة مع |           | الرقم القياسي |           |         | الوزن  | القسم / المجموعة الرئيسية / المجموعة الفرعية | ت    |
|------|---|--|-----------|---------------|-----------|---------|--------|--|------|
|      |   | آب 2016                                    | تموز 2017 | آب 2017       | تموز 2017 | آب 2016 |        |  |      |
| 01   | Food and Non-Alcoholic Beverages          | -2.7                                       | 1.3       | 95.6          | 94.4      | 98.3    | 29.605 | الاغذية والمشروبات غير الكحولية              | 01   |
| 011  | Food                                      | -3.0                                       | 1.3       | 95.3          | 94.1      | 98.2    | 28.256 | الاغذية                                      | 011  |
| 0111 | Cereals and their products                | -1.0                                       | 0.0       | 102.8         | 102.8     | 103.8   | 4.887  | الخبز والحبوب                                | 0111 |
| 0112 | Meats                                     | -1.0                                       | -0.3      | 95.6          | 95.9      | 96.6    | 6.180  | اللحوم                                       | 0112 |
| 0113 | Fish                                      | -16.5                                      | -1.4      | 72.3          | 73.3      | 86.6    | 0.903  | الاسماك                                      | 0113 |
| 0114 | Yogurt, Cheese and Eggs                   | -0.6                                       | 2.6       | 98.4          | 95.9      | 99.0    | 3.527  | اللبن والجبن والبيض                          | 0114 |
| 0115 | Oils and Fats                             | -1.3                                       | 0.0       | 96.7          | 96.7      | 98.0    | 1.335  | الزيوت والدهون                               | 0115 |
| 0116 | Fruits                                    | 0.5  | 3.6       | 102.5         | 98.9      | 102.0   | 2.856  | الفواكه                                      | 0116 |
| 0117 | Vegetables                                | -10.1                                      | 3.9       | 82.8          | 79.7      | 92.1    | 6.016  | الخضراوات                                    | 0117 |
| 0118 | Sugar and Sugar Products                  | -0.1                                       | 0.1       | 102.3         | 102.2     | 102.4   | 2.075  | السكر والمنتجات السكرية                      | 0118 |
| 0119 | Other Food Products                       | 1.4  | 0.0       | 117.1         | 117.1     | 115.5   | 0.477  | منتجات الاغذية الاخرى                        | 0119 |
| 012  | Non-Alcoholic Beverages                   | 0.0  | 0.0       | 100.8         | 100.8     | 100.8   | 1.349  | المشروبات غير الكحولية                       | 012  |
| 02   | Tobacco                                   | -0.2                                       | 0.0       | 121.4         | 121.4     | 121.7   | 0.615  | التبغ  | 02   |
| 03   | Clothes and Footwear                      | -0.1                                       | 0.1       | 102.6         | 102.5     | 102.7   | 6.472  | الملابس والاحذية                             | 03   |
| 031  | Clothes                                   | -0.2                                       | 0.1       | 102.9         | 102.8     | 103.1   | 5.286  | الملابس                                      | 031  |
| 0311 | Cloth Fabrics                             | -2.5                                       | 0.3       | 99.2          | 98.9      | 101.7   | 0.806  | مواد الملابس                                 | 0311 |
| 0312 | Clothes                                   | 0.3  | 0.1       | 103.6         | 103.5     | 103.3   | 4.397  | الملابس                                      | 0312 |
| 0313 | Other Categories of Clothes               | -2.6                                       | 0.1       | 100.7         | 100.6     | 103.4   | 0.065  | الاصناف الاخرى للملابس ولواحق الملابس        | 0313 |
| 0314 | Clothes Cleaning                          | -0.4                                       | 0.0       | 109.2         | 109.2     | 109.6   | 0.018  | تنظيف الملابس                                | 0314 |
| 032  | Footwear                                  | 0.1  | 0.0       | 101.1         | 101.1     | 101.0   | 1.186  | الاحذية                                      | 032  |
| 04   | Housing, Water, Electricity & LPG         | 3.2  | 0.1       | 119.4         | 119.3     | 115.7   | 25.359 | السكن ، المياه ، الكهرباء ، الغاز            | 04   |
| 0411 | Rent                                      | 2.0  | 0.0       | 117.3         | 117.3     | 115.0   | 17.123 | الاجار                                       | 0411 |
| 0431 | House Maintenance and Services            | -1.8                                       | -0.1      | 118.6         | 118.7     | 120.8   | 2.982  | صيانة وخدمات المسكن                          | 0431 |
| 0441 | Electricity and Water Supply              | 16.1                                       | 0.7       | 151.8         | 150.8     | 130.8   | 2.707  | امدادات المياه والكهرباء                     | 0441 |
| 0451 | Fuels(Gasolen,kerosene and LPG)           | 2.0  | 0.1       | 99.9          | 99.8      | 97.9    | 2.547  | الوقود ( البنزين و النفط و الغاز )           | 0451 |
| 05   | House Supplies , Appliances & Maintenance | -1.7                                       | 0.0       | 98.5          | 98.5      | 100.2   | 6.524  | التجهيزات والمعدات المنزلية والصيانة         | 05   |
| 051  | Furniture Equipments                      | -2.4                                       | -0.1      | 94.4          | 94.5      | 96.7    | 2.551  | الاثاث والتجهيزات                            | 051  |
| 052  | Home Appliances                           | -1.3                                       | 0.1       | 101.1         | 101.0     | 102.4   | 3.973  | الاجهزة المنزلية                             | 052  |
| 06   | Health                                    | 0.8  | 0.0       | 117.1         | 117.1     | 116.2   | 4.142  | الصحة  | 06   |
| 07   | Transportation                            | 0.1  | 0.1       | 95.1          | 95.0      | 95.0    | 15.185 | النقل  | 07   |
| 08   | Communications                            | -1.4                                       | -0.1      | 112.6         | 112.7     | 114.2   | 3.109  | الاتصال                                      | 08   |
| 09   | Recreation and Culture                    | -1.4                                       | 3.1       | 89.6          | 86.9      | 90.9    | 1.998  | الترفيه والثقافة                             | 09   |
| 10   | Education                                 | 21.9                                       | 0.0       | 127.5         | 127.5     | 104.6   | 0.922  | التعليم                                      | 10   |
| 11   | Restaurants                               | -0.2                                       | 0.0       | 112.1         | 112.1     | 112.3   | 1.527  | المطاعم                                      | 11   |
| 12   | Misc. Sevices and Goods                   | 0.2  | 0.3       | 103.8         | 103.5     | 103.6   | 4.542  | السلع والخدمات المتنوعة                      | 12   |
| 00   | General Index Number                      | 0.2  | 0.5       | 104.6         | 104.1     | 104.4   | 100    | الرقم القياسي العام                          | 00   |
|      | Index Number After Exclusion              | 1.1  | 0.7       | 106.2         | 105.5     | 105.0   | 100    | الرقم القياسي بعد الاستبعاد                  |      |

Figure (4)

شكل رقم (4)

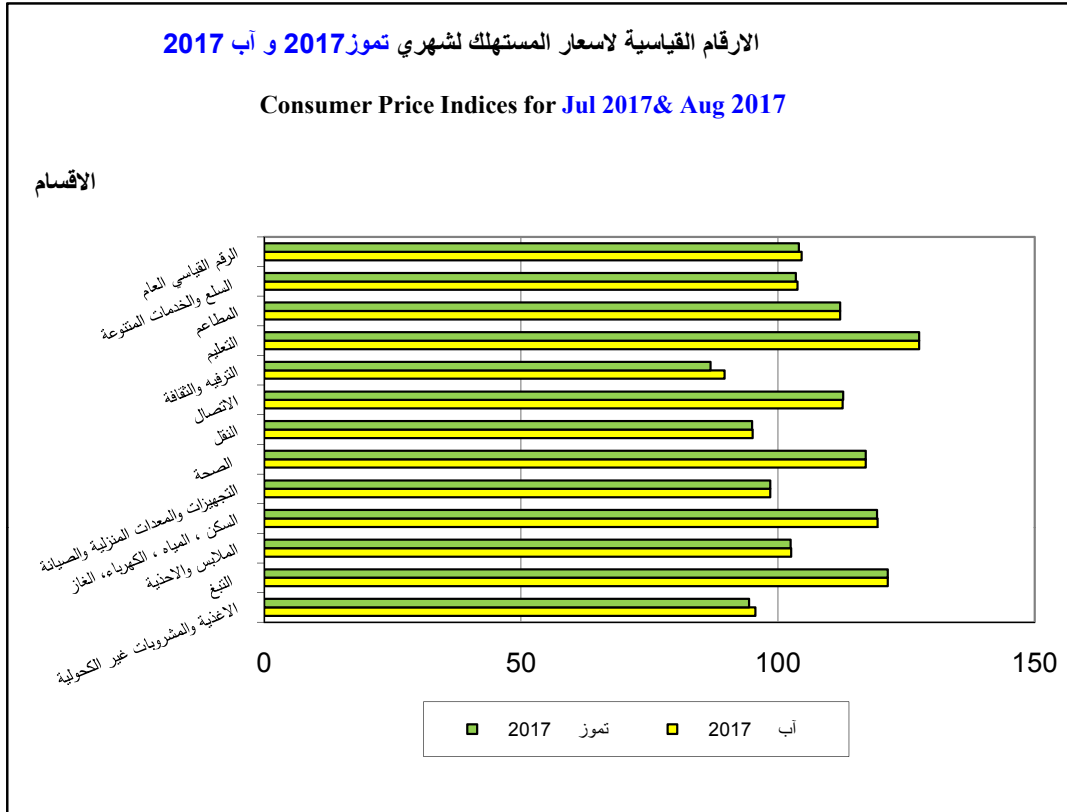
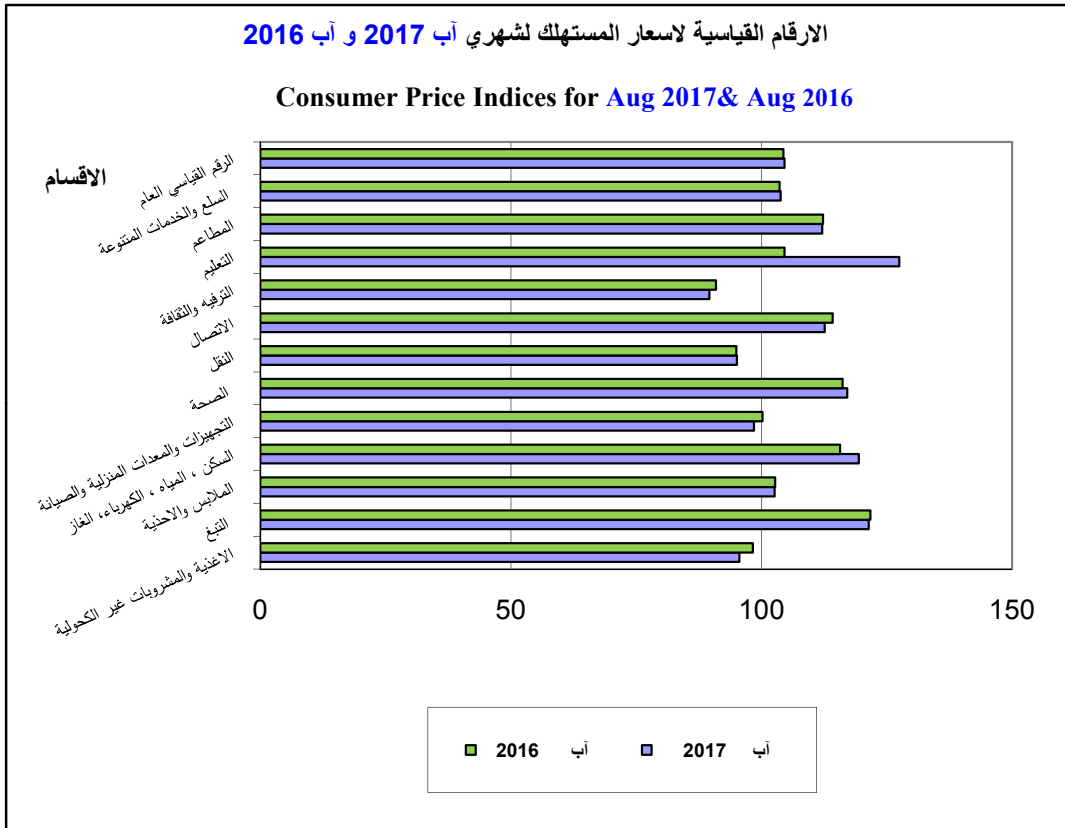


Figure (5)

شكل رقم (5)



جدول (2) :مساهمات الأقسام في معدل التغير الشهري لشهر آب 2017

Table No. (2) :Divisions Contribution to Monthly Rate of Change for Aug 2017

(100=2012)

| Seq. | Division                                  | المساهمة في معدل التغير الشهري للرقم القياسي العام % | المساهمة في معدل التغير الشهري للرقم القياسي العام | معدل التغير الشهري % | آب 2017 | تموز 2017 | الوزن  | القسم                                | ت  |
|------|---|--|--|----------------------|---------|-----------|--------|--------------------------------------|----|
| 01   | Food and Non-Alcoholic Beverages          | 76.1   | 0.3  | 1.3                  | 95.6    | 94.4      | 29.605 | الاغذية والمشروبات غير الكحولية      | 01 |
| 02   | Tobacco                                   | 0.0  | 0.0  | 0.0                  | 121.4   | 121.4     | 0.615  | التبغ                                | 02 |
| 03   | Clothes and Footwear                      | 1.3  | 0.0  | 0.1                  | 102.6   | 102.5     | 6.472  | الملابس والأحذية                     | 03 |
| 04   | Housing, Water,Electricity & LPG          | 5.4  | 0.0  | 0.1                  | 119.4   | 119.3     | 25.359 | السكن ، المياه ، الكهرباء، الغاز     | 04 |
| 05   | House Supplies , Appliances & Maintenance | 0.0  | 0.0  | 0.0                  | 98.5    | 98.5      | 6.524  | التجهيزات والمعدات المنزلية والصيانة | 05 |
| 06   | Health                                    | 0.0  | 0.0  | 0.0                  | 117.1   | 117.1     | 4.142  | الصحة                                | 06 |
| 07   | Transportation                            | 3.4  | 0.0  | 0.1                  | 95.1    | 95.0      | 15.185 | النقل                                | 07 |
| 08   | Communications                            | -0.7   | 0.0  | -0.1                 | 112.6   | 112.7     | 3.109  | الاتصال                              | 08 |
| 09   | Recreation and Culture                    | 11.6   | 0.1  | 3.1                  | 89.6    | 86.9      | 1.998  | الترفيه والثقافة                     | 09 |
| 10   | Education                                 | 0.0  | 0.0  | 0.0                  | 127.5   | 127.5     | 0.922  | التعليم                              | 10 |
| 11   | Restaurants                               | 0.0  | 0.0  | 0.0                  | 112.1   | 112.1     | 1.527  | المطاعم                              | 11 |
| 12   | Miscellaneous Sevices and Goods           | 2.9  | 0.0  | 0.3                  | 103.8   | 103.5     | 4.542  | السلع والخدمات المتنوعة              | 12 |
|      | General Index Number                      | 100  | 0.4  | 0.5                  | 104.6   | 104.1     | 100    | الرقم القياسي العام                  | 00 |

\* ان سبب عدم تطابق معدلات التغير يرجع الى عمليات التقريب.

جدول (3) :مساهمات الأقسام في معدل التغير السنوي لشهر آب 2017

Table No. (3) :Divisions Contribution to Annual Rate of Change for Aug 2017

(100=2012)

| Seq. | Division                                  | المساهمة في معدل التغير السنوي للرقم القياسي العام % | المساهمة في معدل التغير السنوي للرقم القياسي العام | معدل التغير السنوي % | آب 2017 | آب 2016 | الوزن  | القسم                                | ت  |
|------|---|--|--|----------------------|---------|---------|--------|--------------------------------------|----|
| 01   | Food and Non-Alcoholic Beverages          | -373.7   | -0.8   | -2.7                 | 95.6    | 98.3    | 29.605 | الاغذية والمشروبات غير الكحولية      | 01 |
| 02   | Tobacco                                   | -1.0   | 0.0  | -0.2                 | 121.4   | 121.7   | 0.615  | التبغ                                | 02 |
| 03   | Clothes and Footwear                      | -2.9   | 0.0  | -0.1                 | 102.6   | 102.7   | 6.472  | الملابس والأحذية                     | 03 |
| 04   | Housing, Water,Electricity & LPG          | 438.5  | 0.9  | 3.2                  | 119.4   | 115.7   | 25.359 | السكن ، المياه ، الكهرباء، الغاز     | 04 |
| 05   | House Supplies , Appliances & Maintenance | -51.7  | -0.1   | -1.7                 | 98.5    | 100.2   | 6.524  | التجهيزات والمعدات المنزلية والصيانة | 05 |
| 06   | Health                                    | 17.6   | 0.0  | 0.8                  | 117.1   | 116.2   | 4.142  | الصحة                                | 06 |
| 07   | Transportation                            | 7.3  | 0.0  | 0.1                  | 95.1    | 95.0    | 15.185 | النقل                                | 07 |
| 08   | Communications                            | -23.4  | 0.0  | -1.4                 | 112.6   | 114.2   | 3.109  | الاتصال                              | 08 |
| 09   | Recreation and Culture                    | -12.2  | 0.0  | -1.4                 | 89.6    | 90.9    | 1.998  | الترفيه والثقافة                     | 09 |
| 10   | Education                                 | 98.5   | 0.2  | 21.9                 | 127.5   | 104.6   | 0.922  | التعليم                              | 10 |
| 11   | Restaurants                               | -1.5   | 0.0  | -0.2                 | 112.1   | 112.3   | 1.527  | المطاعم                              | 11 |
| 12   | Miscellaneous Sevices and Goods           | 4.4  | 0.0  | 0.2                  | 103.8   | 103.6   | 4.542  | السلع والخدمات المتنوعة              | 12 |
|      | General Index Number                      | 100  | 0.2  | 0.2                  | 104.6   | 104.4   | 100    | الرقم القياسي العام                  | 00 |

جدول (4) : الرقم القياسي لاسعار المستهلك حسب المناطق لشهر آب 2017

Table No. ( 4 ) : CPI by Regions for Aug 2017

(100=2012)

| Seq. | Division / Main Group / Sub Group         | الرقم القياسي   |                 |                      | القسم / المجموعة الرئيسية / المجموعة الفرعية | ت    |
|------|---|-----------------|-----------------|----------------------|--|------|
|      |   | الجنوب<br>South | الوسط<br>Middle | كردستان<br>Kurdistan |  |      |
| 01   | Food and Non-Alcoholic Beverages          | 95.5            | 98.2            | 88.7                 | الاغذية والمشروبات غير الكحولية              | 01   |
| 011  | Food                                      | 95.2            | 98.1            | 88.0                 | الاغذية                                      | 011  |
| 0111 | Cereals and their products                | 102.0           | 104.0           | 99.8                 | الخبز والحبوب                                | 0111 |
| 0112 | Meats                                     | 97.1            | 95.5            | 90.0                 | اللحوم                                       | 0112 |
| 0113 | Fish                                      | 73.5            | 75.0            | 71.9                 | الاسماك                                      | 0113 |
| 0114 | Yogurt, Cheese and Eggs                   | 100.3           | 100.6           | 92.5                 | اللبن والجبن والبيض                          | 0114 |
| 0115 | Oils and Fats                             | 98.1            | 96.6            | 92.7                 | الزيوت والدهون                               | 0115 |
| 0116 | Fruits                                    | 100.7           | 113.7           | 84.8                 | الفواكه                                      | 0116 |
| 0117 | Vegetables                                | 84.0            | 87.3            | 70.5                 | الخضراوات                                    | 0117 |
| 0118 | Sugar and Sugar Products                  | 103.8           | 103.0           | 96.1                 | السكر والمنتجات السكرية                      | 0118 |
| 0119 | Other Food Products                       | 110.7           | 121.3           | 119.8                | منتجات الاغذية الاخرى                        | 0119 |
| 012  | Non-Alcoholic Beverages                   | 100.8           | 99.4            | 105.5                | المشروبات غير الكحولية                       | 012  |
| 02   | Tobacco                                   | 119.1           | 126.0           | 116.1                | التبغ  | 02   |
| 03   | Clothes and Footwear                      | 103.7           | 107.9           | 88.9                 | الملابس والاحذية                             | 03   |
| 031  | Clothes                                   | 103.3           | 109.6           | 87.7                 | الملابس                                      | 031  |
| 0311 | Cloth Fabrics                             | 103.7           | 110.5           | 78.7                 | مواد الملابس                                 | 0311 |
| 0312 | Clothes                                   | 103.2           | 109.8           | 90.4                 | الملابس                                      | 0312 |
| 0313 | Other Categories of Clothes               | 107.7           | 88.4            | 110.9                | الاصناف الاخرى للملابس ولواحق الملابس        | 0313 |
| 0314 | Clothes Cleaning                          | 105.7           | 106.5           | 122.7                | تنظيف الملابس                                | 0314 |
| 032  | Footwear                                  | 105.5           | 101.1           | 95.1                 | الاحذية                                      | 032  |
| 04   | Housing, Water,Electricity & LPG          | 114.4           | 124.6           | 111.4                | السكن ، المياه ، الكهرباء ، الغاز            | 04   |
| 0411 | Rent                                      | 119.1           | 118.9           | 110.0                | الاجار                                       | 0411 |
| 0431 | House Maintenance and Services            | 112.4           | 130.1           | 106.3                | صيانة وخدمات المسكن                          | 0431 |
| 0441 | Electricity and Water Supply              | 100.0           | 167.4           | 169.6                | امدادات المياه والكهرباء                     | 0441 |
| 0451 | Fuels(Gasolen,kerosene and LPG)           | 101.1           | 103.8           | 87.9                 | الوقود (البنزين و النفط و الغاز )            | 0451 |
| 05   | House Supplies , Appliances & Maintenance | 100.5           | 99.0            | 94.1                 | التجهيزات والمعدات المنزلية والصيانة         | 05   |
| 051  | Furniture Equipments                      | 95.3            | 95.1            | 90.6                 | الاثاث والتجهيزات                            | 051  |
| 052  | Home Appliances                           | 103.3           | 101.3           | 96.9                 | الاجهزة المنزلية                             | 052  |
| 06   | Health                                    | 118.5           | 117.6           | 116.3                | الصحة  | 06   |
| 07   | Transportation                            | 93.4            | 98.9            | 93.3                 | النقل  | 07   |
| 08   | Communications                            | 115.4           | 111.4           | 110.5                | الاتصال                                      | 08   |
| 09   | Recreation and Culture                    | 90.3            | 92.0            | 86.2                 | الترفيه والثقافة                             | 09   |
| 10   | Education                                 | 123.1           | 148.5           | 93.0                 | التعليم                                      | 10   |
| 11   | Restaurants                               | 114.9           | 122.2           | 91.9                 | المطاعم                                      | 11   |
| 12   | Misc. Seviles and Goods                   | 108.3           | 109.1           | 94.0                 | السلع والخدمات المتنوعة                      | 12   |
| 00   | General Index Number                      | 103.7           | 109.2           | 96.6                 | الرقم القياسي العام                          | 00   |

منطقة كردستان تشمل المحافظات ( اربيل ، سلیمانیه ، دهوك ) .

منطقة الوسط تشمل المحافظات ( نينوى ، كركوك ، ديالى ، الانبار ، بغداد ، صلاح الدين ) ، والمشمول في هذا الشهر هو محافظات بغداد وديالى وكركوك وصلاح الدين ، بعد استبعاد محافظات الأنبار ونيوى لصعوبة تنفيذ مسح الاسعار بسبب الاوضاع السائدة فيها .

منطقة الجنوب تشمل المحافظات ( بابل ، كربلاء ، واسط ، النجف ، القادسية ، المثنى ، ذي قار ، ميسان ، البصرة ) .



جدول (5) : الرقم القياسي لاسعار المستهلك حسب المناطق في الشهر السابق ونفس الشهر من السنة السابقة

Table No. (5) : CPI by Regions on Previous Month & Same Month of Previous Year

(100=2012)

| Seq. | Division / Main Group / Sub Group         | South الجنوب |       | Middle الوسط |       | Kurdistan كردستان |       | القسم / المجموعة الرئيسية / المجموعة الفرعية | ت    |
|------|---|--------------|-------|--------------|-------|-------------------|-------|--|------|
|      |   | آب           | تموز  | آب           | تموز  | آب                | تموز  |  |      |
|      |   | 2016         | 2017  | 2016         | 2017  | 2016              | 2017  |  |      |
| 01   | Food and Non-Alcoholic Beverages          | 100.9        | 95.3  | 98.8         | 95.4  | 91.0              | 88.9  | الاغذية والمشروبات غير الكحولية              | 01   |
| 011  | Food                                      | 100.9        | 95.0  | 98.8         | 95.2  | 90.4              | 88.3  | الاغذية                                      | 011  |
| 0111 | Cereals and their products                | 102.2        | 102.1 | 105.7        | 104   | 99.9              | 99.4  | الخبز والحبوب                                | 0111 |
| 0112 | Meats                                     | 98.3         | 97.4  | 97.2         | 95.5  | 90.0              | 90.1  | اللحوم                                       | 0112 |
| 0113 | Fish                                      | 90.2         | 75.7  | 87.5         | 74.9  | 79.7              | 73.3  | الأسماك                                      | 0113 |
| 0114 | Yogurt, Cheese and Eggs                   | 102.0        | 99.8  | 100.4        | 95.1  | 93.7              | 92.3  | اللبين والجبن والبيض                         | 0114 |
| 0115 | Oils and Fats                             | 99.1         | 98.1  | 98.5         | 96.6  | 93.5              | 92.9  | الزيوت والدهون                               | 0115 |
| 0116 | Fruits                                    | 107.8        | 101.6 | 99.8         | 104.0 | 94.1              | 84.9  | الفواكه                                      | 0116 |
| 0117 | Vegetables                                | 99.8         | 81.7  | 91.8         | 81.1  | 75.0              | 72.8  | الخضراوات                                    | 0117 |
| 0118 | Sugar and Sugar Products                  | 103.6        | 103.9 | 103.0        | 103.0 | 97.4              | 95.3  | السكر والمنتجات السكرية                      | 0118 |
| 0119 | Other Food Products                       | 113.2        | 110.5 | 114.5        | 121.5 | 120.9             | 119.7 | منتجات الاغذية الاخرى                        | 0119 |
| 012  | Non-Alcoholic Beverages                   | 100.8        | 100.8 | 99.0         | 99.4  | 105.7             | 105.3 | المشروبات غير الكحولية                       | 012  |
| 02   | Alcoholic Beverages&Tobacco               | 120.1        | 119.1 | 125.9        | 126.0 | 116.1             | 116.1 | التبغ  | 02   |
| 03   | Clothes and Footwear                      | 103.8        | 103.6 | 107.7        | 107.9 | 91.0              | 88.5  | الملابس والاحذية                             | 03   |
| 031  | Clothes                                   | 103.9        | 103.1 | 109.2        | 109.6 | 89.8              | 87.3  | الملابس                                      | 031  |
| 0311 | Cloth Fabrics                             | 103.7        | 102.9 | 114.9        | 110.5 | 81.0              | 78.4  | مواد الملابس                                 | 0311 |
| 0312 | Clothes                                   | 103.8        | 103.1 | 109.0        | 109.8 | 92.3              | 89.9  | الملابس                                      | 0312 |
| 0313 | Other Categories of Clothes               | 110.9        | 107.7 | 88.3         | 88.4  | 116.1             | 110.2 | الاصناف الاخرى للملابس ولواحق الملابس        | 0313 |
| 0314 | Clothes Cleaning                          | 104.7        | 105.7 | 106.6        | 106.5 | 126.0             | 122.7 | تنظيف الملابس                                | 0314 |
| 032  | Footwear                                  | 103.6        | 105.5 | 101.4        | 101.1 | 96.9              | 94.9  | الاحذية                                      | 032  |
| 04   | Housing, Water,Electricity & LPG          | 111.1        | 114.4 | 118.2        | 124.3 | 113.0             | 111.3 | السكن ، المياه ، الكهرباء، الغاز             | 04   |
| 0411 | Rent                                      | 113.6        | 119.1 | 116.6        | 118.9 | 114.6             | 110.0 | الاجار                                       | 0411 |
| 0412 | House Maintenance and Services            | 112.9        | 112.5 | 132.3        | 130.1 | 113.9             | 107.0 | صيانة وخدمات المسكن                          | 0412 |
| 0413 | Electricity and Water Supply              | 101.5        | 99.7  | 128.5        | 165.3 | 149.9             | 169.4 | امدادات المياه والكهرباء                     | 0413 |
| 0414 | Fuels(Gasolen,kerosene and LPG)           | 101.1        | 101.0 | 100.3        | 103.9 | 83.1              | 86.9  | الوقود ( البنزين و النفط و الغاز )           | 0414 |
| 05   | House Supplies , Appliances & Maintenance | 101.9        | 100.3 | 100.8        | 99.1  | 96.3              | 94.0  | التجهيزات والمعدات المنزلية والصيانة         | 05   |
| 051  | Furniture Equipments                      | 97.0         | 95.3  | 97.0         | 95.2  | 95.2              | 90.5  | الاثاث والتجهيزات                            | 051  |
| 052  | Home Appliances                           | 104.5        | 103.0 | 103.1        | 101.4 | 97.2              | 96.9  | الاجهزة المنزلية                             | 052  |
| 06   | Health                                    | 116.7        | 118.3 | 116.2        | 117.6 | 117.5             | 116.5 | الصحة  | 06   |
| 07   | Transportation                            | 93.3         | 93.4  | 99.0         | 98.9  | 91.9              | 93.1  | النقل  | 07   |
| 08   | Communications                            | 116.8        | 115.4 | 113.6        | 111.5 | 110.7             | 110.5 | الاتصال                                      | 08   |
| 09   | Recreation and Culture                    | 89.7         | 87.2  | 93.4         | 89.1  | 91.3              | 84.0  | الترفيه والثقافة                             | 09   |
| 10   | Education                                 | 105.0        | 123.2 | 111.7        | 148.4 | 90.1              | 93.0  | التعليم                                      | 10   |
| 11   | Restaurants                               | 113.9        | 115.0 | 121.4        | 122.2 | 93.1              | 91.9  | المطاعم                                      | 11   |
| 12   | Misc. Sevices and Goods                   | 106.8        | 107.8 | 107.3        | 109.0 | 96.7              | 93.9  | السلع والخدمات المتنوعة                      | 12   |
| 00   | General Index Number                      | 104.5        | 103.6 | 107.2        | 108.2 | 97.8              | 96.4  | الرقم القياسي العام                          | 00   |

Table No. (6) : CPI for Iraq for Aug 2017 by Regions Compared with Previous Month &amp; Same Month of Previous Year

| (100=2012) |   | South الجنوب            |                           | Middle الوسط            |                           | Kurdistan كردستان       |                           | القسم / المجموعة الرئيسية<br>/ المجموعة الفرعية | ت    |
|------------|---|-------------------------|---------------------------|-------------------------|---------------------------|-------------------------|---------------------------|---|------|
| Seq.       | Division / Main Group / Sub Group         | المقارنة مع شهر آب 2016 | المقارنة مع شهر تموز 2017 | المقارنة مع شهر آب 2016 | المقارنة مع شهر تموز 2017 | المقارنة مع شهر آب 2016 | المقارنة مع شهر تموز 2017 |   |      |
| 01         | Food and Non-Alcoholic Beverages          | -5.4                    | 0.2                       | -0.6                    | 2.9                       | -2.5                    | -0.2                      | الاغذية والمشروبات غير الكحولية                 | 01   |
| 011        | Food                                      | -5.6                    | 0.2                       | -0.7                    | 3.0                       | -2.7                    | -0.3                      | الاغذية   | 011  |
| 0111       | Cereals and their products                | -0.2                    | -0.1                      | -1.6                    | 0.0                       | -0.1                    | 0.4                       | الخبز والحبوب                                   | 0111 |
| 0112       | Meats                                     | -1.2                    | -0.3                      | -1.7                    | 0.0                       | 0.0                     | -0.1                      | اللحوم  | 0112 |
| 0113       | Fish                                      | -18.5                   | -2.9                      | -14.3                   | 0.1                       | -9.8                    | -1.9                      | الأسماك   | 0113 |
| 0114       | Yogurt, Cheese and Eggs                   | -1.7                    | 0.5                       | 0.2                     | 5.8                       | -1.3                    | 0.2                       | اللبين والجبن والبيض                            | 0114 |
| 0115       | Oils and Fats                             | -1.0                    | 0.0                       | -1.9                    | 0.0                       | -0.9                    | -0.2                      | الزيوت والدهون                                  | 0115 |
| 0116       | Fruits                                    | -6.6                    | -0.9                      | 13.9                    | 9.3                       | -9.9                    | -0.1                      | الفواكه   | 0116 |
| 0117       | Vegetables                                | -15.8                   | 2.8                       | -4.9                    | 7.6                       | -6.0                    | -3.2                      | الخضراوات                                       | 0117 |
| 0118       | Sugar and Sugar Products                  | 0.2                     | -0.1                      | 0.0                     | 0.0                       | -1.3                    | 0.8                       | السكر والمنتجات السكرية                         | 0118 |
| 0119       | Other Food Products                       | -2.2                    | 0.2                       | 5.9                     | -0.2                      | -0.9                    | 0.1                       | منتجات الاغذية الاخرى                           | 0119 |
| 012        | Non-Alcoholic Beverages                   | 0.0                     | 0.0                       | 0.4                     | 0.0                       | -0.2                    | 0.2                       | المشروبات غير الكحولية                          | 012  |
| 02         | Alcoholic Beverages&Tobacco               | -0.8                    | 0.0                       | 0.1                     | 0.0                       | 0.0                     | 0.0                       | التبغ   | 02   |
| 03         | Clothes and Footwear                      | -0.1                    | 0.1                       | 0.2                     | 0.0                       | -2.3                    | 0.5                       | الملابس والاحذية                                | 03   |
| 031        | Clothes                                   | -0.6                    | 0.2                       | 0.4                     | 0.0                       | -2.3                    | 0.5                       | الملابس   | 031  |
| 0311       | Cloth Fabrics                             | 0.0                     | 0.8                       | -3.8                    | 0.0                       | -2.8                    | 0.4                       | مواد الملابس                                    | 0311 |
| 0312       | Clothes                                   | -0.6                    | 0.1                       | 0.7                     | 0.0                       | -2.1                    | 0.6                       | الملابس   | 0312 |
| 0313       | Other Categories of Clothes               | -2.9                    | 0.0                       | 0.1                     | 0.0                       | -4.5                    | 0.6                       | الاصناف الاخرى للملابس ولواحق الملابس           | 0313 |
| 0314       | Clothes Cleaning                          | 1.0                     | 0.0                       | -0.1                    | 0.0                       | -2.6                    | 0.0                       | تنظيف الملابس                                   | 0314 |
| 032        | Footwear                                  | 1.8                     | 0.0                       | -0.3                    | 0.0                       | -1.9                    | 0.2                       | الاحذية   | 032  |
| 04         | Housing, Water,Electricity & LPG          | 3.0                     | 0.0                       | 5.4                     | 0.2                       | -1.4                    | 0.1                       | السكن ، المياه ، الكهرباء ، الغاز               | 04   |
| 0411       | Rent                                      | 4.8                     | 0.0                       | 2.0                     | 0.0                       | -4.0                    | 0.0                       | الاجار  | 0411 |
| 0412       | House Maintenance and Services            | -0.4                    | -0.1                      | -1.7                    | 0.0                       | -6.7                    | -0.7                      | صيانة وخدمات المسكن                             | 0412 |
| 0413       | Electricity and Water Supply              | -1.5                    | 0.3                       | 30.3                    | 1.3                       | 13.1                    | 0.1                       | امدادات المياه والكهرباء                        | 0413 |
| 0414       | Fuels(Gasolen,kerosene and LPG)           | 0.0                     | 0.1                       | 3.5                     | -0.1                      | 5.8                     | 1.2                       | الوقود ( البنزين و النفط و الغاز )              | 0414 |
| 05         | House Supplies , Appliances & Maintenance | -1.4                    | 0.2                       | -1.8                    | -0.1                      | -2.3                    | 0.1                       | التجهيزات والمعدات المنزلية والصيانة            | 05   |
| 051        | Furniture Equipments                      | -1.8                    | 0.0                       | -2.0                    | -0.1                      | -4.8                    | 0.1                       | الاثاث والتجهيزات                               | 051  |
| 052        | Home Appliances                           | -1.1                    | 0.3                       | -1.7                    | -0.1                      | -0.3                    | 0.0                       | الاجهزة المنزلية                                | 052  |
| 06         | Health                                    | 1.5                     | 0.2                       | 1.2                     | 0.0                       | -1.0                    | -0.2                      | الصحة   | 06   |
| 07         | Transportation                            | 0.1                     | 0.0                       | -0.1                    | 0.0                       | 1.5                     | 0.2                       | النقل   | 07   |
| 08         | Communications                            | -1.2                    | 0.0                       | -1.9                    | -0.1                      | -0.2                    | 0.0                       | الاتصال   | 08   |
| 09         | Recreation and Culture                    | 0.7                     | 3.6                       | -1.5                    | 3.3                       | -5.6                    | 2.6                       | الترفيه والثقافة                                | 09   |
| 10         | Education                                 | 17.2                    | -0.1                      | 32.9                    | 0.1                       | 3.2                     | 0.0                       | التعليم   | 10   |
| 11         | Restaurants                               | 0.9                     | -0.1                      | 0.7                     | 0.0                       | -1.3                    | 0.0                       | المطاعم   | 11   |
| 12         | Misc. Sevices and Goods                   | 1.4                     | 0.5                       | 1.7                     | 0.1                       | -2.8                    | 0.1                       | السلع والخدمات المتنوعة                         | 12   |
| 00         | General Index Number                      | -0.8                    | 0.1                       | 1.9                     | 0.9                       | -1.2                    | 0.2                       | الرقم القياسي العام                             | 00   |

Table No. ( 7 ) : CPI by Governorates for Aug 2017

جدول (7) : الإرقام القياسية لاسعار المستهلك حسب المحافظات لشهر آب 2017

(100=2012)

| الرقم القياسي |        |          |            |             |          |       |         |       |               |         |          |       |        |         |        |       |             | القسم / المجموعة الرئيسية / المجموعة الفرعية | ت                                     |
|---------------|--------|----------|------------|-------------|----------|-------|---------|-------|---------------|---------|----------|-------|--------|---------|--------|-------|-------------|--|---------------------------------------|
| البصرة        | ميسان  | ذي قار   | المتنى     | القادسية    | النجف    | واسط  | كربلاء  | بابل  | صلاح الدين    | بغداد   | الانبار  | ديالى | كركوك  | نينوى   | دهوك   | اربيل | السليمانية  |  |                                       |
| Basrah        | Missan | Thi- Qar | Al-Muthana | Al-Qadisiya | Al-Najaf | Wasit | Kerbela | Babil | Salah Al-Deen | Baghdad | Al-anbar | Diala | Kirkuk | Nineveh | Duhouk | Erbil | Sulaimaniya |  |                                       |
| 91.4          | 92.5   | 94.6     | 96.3       | 91.3        | 100.9    | 96.4  | 97.6    | 101.7 | 91.3          | 100.2   |          | 93.4  | 94.6   |         | 88.2   | 83.6  | 92.6        | 01   | الإغذية والمشروبات غير الكحولية       |
| 90.8          | 91.9   | 94.5     | 96.0       | 90.8        | 101.0    | 96.2  | 97.1    | 101.7 | 90.7          | 100.3   |          | 93.2  | 94.0   |         | 87.3   | 83.2  | 92.0        | 011  | الإغذية                               |
| 98.8          | 102.7  | 101.6    | 101.0      | 97.8        | 106.0    | 103.6 | 104.2   | 103   | 102.5         | 105.8   |          | 102.5 | 96.5   |         | 102.7  | 88.1  | 102.9       | 0111   | الخبز والحبوب                         |
| 91.6          | 105.6  | 96.5     | 93.6       | 88.4        | 104.9    | 102.0 | 97.3    | 99.7  | 89.1          | 95.4    |          | 95.4  | 104.0  |         | 93.5   | 88.9  | 92.3        | 0112   | اللحوم                                |
| 67.4          | 74.8   | 83.9     | 83.9       | 77.1        | 78.3     | 54.1  | 82.4    | 66.3  | 70.4          | 71.7    |          | 87.7  | 96.5   |         | 88.8   | 76.9  | 61.7        | 0113   | الأسمك                                |
| 101.5         | 89.5   | 89.6     | 97.4       | 94.1        | 111.6    | 106.6 | 99.4    | 98.7  | 96.0          | 103.1   |          | 100.0 | 89.0   |         | 91.5   | 89.6  | 94.3        | 0114   | اللبن والجبن والبيض                   |
| 98.0          | 99.8   | 98.7     | 99.1       | 99.9        | 99.3     | 92.6  | 97.8    | 95.9  | 94.2          | 96.9    |          | 94.4  | 92.9   |         | 92.2   | 92.2  | 94.1        | 0115   | الزيوت والدهون                        |
| 96.4          | 89.0   | 101.6    | 97.4       | 96.2        | 92.5     | 94.2  | 102.9   | 132.3 | 97.9          | 123.0   |          | 98.2  | 87.9   |         | 76.0   | 75.6  | 97.0        | 0116   | الفواكه                               |
| 77.4          | 77.8   | 83.9     | 92.6       | 79.2        | 92.6     | 84.5  | 89.8    | 93.4  | 75.0          | 92.6    |          | 73.7  | 73.4   |         | 65.6   | 65.2  | 75.6        | 0117   | الخضراوات                             |
| 98.9          | 98.5   | 103.4    | 101.6      | 105.5       | 105.0    | 101.9 | 104     | 110.2 | 102.7         | 98.8    |          | 115.1 | 130.4  |         | 100.7  | 94.5  | 95.3        | 0118   | السكر والمنتجات السكرية               |
| 97.2          | 115.8  | 109.8    | 101.8      | 100.3       | 143.0    | 125.1 | 105.8   | 109.1 | 107.6         | 124.6   |          | 119.0 | 120.0  |         | 109.8  | 118.1 | 119.7       | 0119   | منتجات الأغذية الأخرى                 |
| 100.1         | 109.5  | 97.3     | 101.4      | 99.4        | 98.9     | 102.7 | 105.9   | 101.4 | 106.9         | 97.7    |          | 97.8  | 106.1  |         | 107.0  | 100.7 | 107.4       | 012  | المشروبات غير الكحولية                |
| 107.1         | 121.1  | 131.7    | 129.7      | 131.7       | 138.7    | 121.1 | 101.1   | 107.8 | 127.2         | 130.7   |          | 118.6 | 101.0  |         | 105.7  | 129.7 | 110.1       | 02   | التبغ                                 |
| 102.3         | 99.5   | 104.1    | 113.7      | 103.5       | 111.6    | 110.3 | 95.4    | 98.8  | 93.9          | 113.9   |          | 88.9  | 100.1  |         | 95.2   | 94.9  | 79.8        | 03   | الملابس والأحذية                      |
| 103.5         | 100.5  | 101.4    | 105.6      | 100.9       | 114.0    | 109.2 | 96      | 97    | 92.7          | 115.6   |          | 89.6  | 103.0  |         | 96.8   | 92.2  | 78.4        | 031  | الملابس                               |
| 96.3          | 98.3   | 108.9    | 96.9       | 99.0        | 109.8    | 100.7 | 118.2   | 104.9 | 105.3         | 110.3   |          | 94.3  | 150.6  |         | 94.3   | 95.2  | 56.7        | 0311   | مواد الملابس                          |
| 104.5         | 101.0  | 100.5    | 107.1      | 101.2       | 115.2    | 109.9 | 93.6    | 96.2  | 91.8          | 116.4   |          | 89.2  | 97.3   |         | 97.5   | 91.5  | 85.5        | 0312   | الملابس                               |
| 125.4         | 83.6   | 102.9    | 85.0       | 87.4        | 105.7    | 120.7 | 121.7   | 92    | 90.8          | 88.3    |          | 73.7  | 95.6   |         | 101.4  | 67.6  | 153.0       | 0313   | الإصناف الأخرى للملابس ولواحق الملابس |
| 103.6         | 109.5  | 89.4     | 141.4      | 112.7       | 100.0    | 117.9 | 106.7   | 106.1 | 92.7          | 100.0   |          | 132.7 | 136.9  |         | 92.7   | 116.9 | 143.2       | 0314   | تنظيف الملابس                         |
| 97.3          | 95.9   | 114.2    | 147.5      | 116.0       | 102.0    | 114.7 | 92.2    | 107.5 | 98.9          | 107.3   |          | 86.2  | 84.5   |         | 87.5   | 110.5 | 86.5        | 032  | الأحذية                               |
| 117.4         | 103.8  | 107.9    | 136.6      | 126.3       | 114.7    | 102.8 | 132     | 104.7 | 127.8         | 125.8   |          | 111.3 | 118.0  |         | 122.0  | 105.3 | 108.5       | 04   | السكن ، المياه ، الكهرباء ، الغاز     |
| 123.7         | 104.2  | 98.4     | 156.1      | 143.6       | 118.0    | 104.9 | 142.3   | 109.8 | 141.9         | 117.1   |          | 117.1 | 116.6  |         | 126.2  | 100.9 | 109.3       | 0411   | الإيجار                               |
| 113.1         | 99.8   | 137.5    | 107.3      | 103.2       | 109.9    | 106.2 | 115.2   | 101.4 | 107.5         | 137.7   |          | 100.0 | 122.2  |         | 128.2  | 93.4  | 103.9       | 0431   | صيانة وخدمات المسكن                   |
| 93.8          | 99.9   | 112.7    | 97.7       | 104.7       | 106.0    | 85.0  | 109     | 92.7  | 142.9         | 179.9   |          | 95.0  | 148.6  |         | 165.6  | 184.0 | 141.3       | 0441   | إمدادات المياه والكهرباء              |
| 103.2         | 108.9  | 95.8     | 113.6      | 90.3        | 106.9    | 108.0 | 102.3   | 93.7  | 90.5          | 104.9   |          | 112.3 | 99.7   |         | 83.0   | 82.5  | 92.3        | 0451   | الوقود (البترين و النفط و الغاز )     |
| 102.4         | 102.4  | 105.6    | 99.0       | 91.6        | 105.3    | 102.9 | 97.4    | 96.4  | 96.1          | 99.6    |          | 95.8  | 100.9  |         | 97.9   | 92.0  | 92.1        | 05   | التجهيزات والمعدات المنزلية والصيانة  |
| 89.6          | 89.2   | 96.9     | 94.9       | 84.3        | 106.1    | 102.3 | 95.9    | 95.7  | 90.1          | 95.9    |          | 97.8  | 89.2   |         | 103.0  | 85.4  | 89.3        | 051  | الأثاث والتجهيزات                     |
| 107.9         | 108.8  | 109.9    | 101.5      | 95.2        | 104.7    | 103.3 | 98.3    | 97    | 100.2         | 101.5   |          | 94.2  | 108.5  |         | 93.9   | 97.5  | 94.6        | 052  | الأجهزة المنزلية                      |
| 108.5         | 116.1  | 112.9    | 128.1      | 119.6       | 111.6    | 123.2 | 136.7   | 124.7 | 106.6         | 113.7   |          | 164.1 | 122.7  |         | 133.8  | 106.4 | 113.5       | 06   | الصحة                                 |
| 96.4          | 92.3   | 94.0     | 90.4       | 90.3        | 92.7     | 94.8  | 88.9    | 103.7 | 95.9          | 99.4    |          | 90.1  | 107.7  |         | 96.4   | 94.2  | 90.6        | 07   | النقل                                 |
| 130.1         | 126.0  | 101.7    | 109.8      | 104.5       | 110.3    | 118.4 | 111.5   | 110.9 | 94.3          | 113.1   |          | 110.0 | 111.9  |         | 115.0  | 108.3 | 110.4       | 08   | الاتصال                               |
| 82.8          | 104.0  | 104.6    | 88.6       | 82.9        | 93.6     | 93.3  | 85.3    | 82.4  | 90.9          | 93.8    |          | 78.2  | 93.8   |         | 91.6   | 87.7  | 80.9        | 09   | الترفيه والثقافة                      |
| 142.1         | 118.1  | 122.6    | 150.7      | 93.1        | 120.7    | 102.1 | 123.1   | 79.1  | 116.9         | 156.7   |          | 122.1 | 142.1  |         | 80.0   | 95.3  | 99.3        | 10   | التعليم                               |
| 100.9         | 98.0   | 113.3    | 101.9      | 120.1       | 122.8    | 126.1 | 113.7   | 124.6 | 95.6          | 128.6   |          | 145.9 | 121.4  |         | 71.5   | 100.9 | 95.0        | 11   | المطاعم                               |
| 116.7         | 99.6   | 102.6    | 114.7      | 110.4       | 116.1    | 103.7 | 104.6   | 99.3  | 92.4          | 115.4   |          | 106.2 | 97.9   |         | 92.6   | 92.0  | 96.4        | 12   | السلع والخدمات المتنوعة               |
| 103.7         | 100.0  | 101.5    | 109.9      | 102.9       | 106.4    | 102.3 | 109.3   | 103.0 | 101.7         | 112.5   |          | 102.3 | 105.2  |         | 100.1  | 94.8  | 95.0        | 00   | الرقم القياسي العام                   |

\*CPI has not been Calculated for Anbar,Nineveh governorates due to extreme conditions in them .

\* لم تحسب ارقام قياسية لمحافظة الانبار و نينوى بسبب الاوضاع السائدة فيها .

جدول (8) :الارقام القياسية لاسعار المستهلك في العراق حسب اشهر سنة 2017 Table No. ( 8 ) : CPI by Months for

(100=2012)

| Seq. | Division / Main Group / Sub Group | الرقم القياسي     |                    |                     |                    |              |           |             |               |             |              |             |             |                     | القسم / المجموعة الرئيسية / المجموعة الفرعية | ت    |                                       |
|------|-----------------------------------|-------------------|--------------------|---------------------|--------------------|--------------|-----------|-------------|---------------|-------------|--------------|-------------|-------------|---------------------|--|------|---------------------------------------|
|      |                                   | المعدل<br>Average | كانون الاول<br>Dec | تشرين الثاني<br>Nov | تشرين الاول<br>Oct | ايلول<br>Sep | أب<br>Aug | تموز<br>Jul | حزيران<br>Jun | آيار<br>May | نيسان<br>Apr | آذار<br>Mar | شباط<br>Feb | كانون الثاني<br>Jan |  |      | الوزن<br>weights                      |
| 01   | Food and Non-Alcoholic            | 97.1              |                    |                     |                    |              | 95.6      | 94.4        | 94.6          | 97.5        | 101.4        | 99.2        | 97.5        | 96.7                | 29.605                                       | 01   | الاغذية والمشروبات غير الكحولية       |
| 011  | Food                              | 96.9              |                    |                     |                    |              | 95.3      | 94.1        | 94.3          | 97.3        | 101.4        | 99.1        | 97.4        | 96.5                | 28.256                                       | 011  | الاغذية                               |
| 0111 | Cereals and their products        | 102.6             |                    |                     |                    |              | 102.8     | 102.8       | 102.9         | 102.7       | 102.7        | 102.2       | 102.5       | 102.2               | 4.887  | 0111 | الخبز والحبوب                         |
| 0112 | Meats                             | 95.9              |                    |                     |                    |              | 95.6      | 95.9        | 95.8          | 95.6        | 95.5         | 96.2        | 96.4        | 96.5                | 6.180  | 0112 | اللحوم                                |
| 0113 | Fish                              | 73.9              |                    |                     |                    |              | 72.3      | 73.3        | 73.8          | 73.9        | 73.6         | 74.5        | 74.8        | 75.1                | 0.903  | 0113 | الأسماك                               |
| 0114 | Yogurt, Cheese and Eggs           | 99.1              |                    |                     |                    |              | 98.4      | 95.9        | 96.0          | 97.7        | 98.4         | 100.9       | 102.8       | 102.7               | 3.527  | 0114 | البن والجبن والبيض                    |
| 0115 | Oils and Fats                     | 97.0              |                    |                     |                    |              | 96.7      | 96.7        | 97.0          | 97.0        | 97.1         | 97.3        | 97.2        | 97.2                | 1.335  | 0115 | الزيوت والدهون                        |
| 0116 | Fruits                            | 97.8              |                    |                     |                    |              | 102.5     | 98.9        | 98.7          | 101.7       | 98.6         | 99.3        | 92.2        | 90.1                | 2.856  | 0116 | الفواكه                               |
| 0117 | Vegetables                        | 91.6              |                    |                     |                    |              | 82.8      | 79.7        | 80.5          | 92.8        | 113.0        | 100.0       | 93.7        | 90.4                | 6.016  | 0117 | الخضراوات                             |
| 0118 | Sugar and Sugar Products          | 102.2             |                    |                     |                    |              | 102.3     | 102.2       | 102.2         | 102.2       | 102.2        | 102.1       | 102.3       | 102.3               | 2.075  | 0118 | السكر والمنتجات السكرية               |
| 0119 | Other Food Products               | 117.7             |                    |                     |                    |              | 117.1     | 117.1       | 117.3         | 117.3       | 117.3        | 118.5       | 118.8       | 118.0               | 0.477  | 0119 | منتجات الاغذية الاخرى                 |
| 012  | Non-Alcoholic Beverages           | 100.7             |                    |                     |                    |              | 100.8     | 100.8       | 100.8         | 100.7       | 100.6        | 100.5       | 100.6       | 100.8               | 1.349  | 012  | المشروبات غير الكحولية                |
| 02   | Tobacco                           | 121.5             |                    |                     |                    |              | 121.4     | 121.4       | 121.4         | 121.4       | 121.6        | 121.5       | 121.6       | 121.7               | 0.615  | 02   | التبغ                                 |
| 03   | Clothes and Footwear              | 102.9             |                    |                     |                    |              | 102.6     | 102.5       | 102.7         | 102.4       | 102.5        | 102.8       | 103.4       | 103.9               | 6.472  | 03   | الملابس والاحذية                      |
| 031  | Clothes                           | 103.2             |                    |                     |                    |              | 102.9     | 102.8       | 103.0         | 102.8       | 102.9        | 103.1       | 103.9       | 104.2               | 5.286  | 031  | الملابس                               |
| 0311 | Cloth Fabrics                     | 99.7              |                    |                     |                    |              | 99.2      | 98.9        | 98.9          | 98.9        | 98.9         | 98.6        | 102.0       | 102.3               | 0.806  | 0311 | مواد الملابس                          |
| 0312 | Clothes                           | 103.8             |                    |                     |                    |              | 103.6     | 103.5       | 103.8         | 103.5       | 103.6        | 103.9       | 104.2       | 104.5               | 4.397  | 0312 | الملابس                               |
| 0313 | Other Categories of Clothes       | 101.1             |                    |                     |                    |              | 100.7     | 100.6       | 100.6         | 100.6       | 100.9        | 100.9       | 101.7       | 103.0               | 0.065  | 0313 | الاصناف الاخرى للملابس ولواحق الملابس |
| 0314 | Clothes Cleaning                  | 109.4             |                    |                     |                    |              | 109.2     | 109.2       | 109.2         | 109.2       | 109.2        | 109.7       | 109.7       | 109.8               | 0.018  | 0314 | تنظيف الملابس                         |
| 0315 | Footwear                          | 101.2             |                    |                     |                    |              | 101.1     | 101.1       | 101.1         | 100.8       | 100.7        | 101.2       | 101.4       | 102.3               | 1.186  | 0315 | الاحذية                               |
| 04   | Housing, Water,Electricity &      | 116.5             |                    |                     |                    |              | 119.4     | 119.3       | 116.2         | 115.3       | 115.6        | 115.1       | 115.5       | 115.5               | 25.359                                       | 04   | السكن ، المياه ، الكهرباء، الغاز      |
| 0411 | Rent                              | 116.6             |                    |                     |                    |              | 117.3     | 117.3       | 117.1         | 117.1       | 117.1        | 115.7       | 115.7       | 115.7               | 17.123                                       | 0411 | الإيجار                               |
| 0412 | House Maintenance and Services    | 119.3             |                    |                     |                    |              | 118.6     | 118.7       | 119.0         | 119.2       | 119.0        | 119.2       | 119.7       | 121.0               | 2.982  | 0412 | صيانة وخدمات المسكن                   |
| 0413 | Electricity and Water Supply      | 127.9             |                    |                     |                    |              | 151.8     | 150.8       | 122.8         | 114.6       | 116.7        | 120.2       | 123.4       | 122.9               | 2.707  | 0413 | امدادات المياه والكهرباء              |
| 0414 | Fuels(Gasolen,kerosene and LPG)   | 100.0             |                    |                     |                    |              | 99.9      | 99.8        | 99.9          | 99.8        | 99.9         | 100.5       | 100.4       | 99.7                | 2.547  | 0414 | الوقود( البنزين و النفط و الغاز )     |
| 05   | House Supplies , Appliances &     | 98.9              |                    |                     |                    |              | 98.5      | 98.5        | 98.6          | 98.7        | 98.8         | 99.1        | 99.4        | 99.6                | 6.524  | 05   | التجهيزات والمعدات المنزلية والصيانة  |
| 051  | Furniture Equipments              | 95.0              |                    |                     |                    |              | 94.4      | 94.5        | 94.6          | 94.7        | 94.9         | 95.1        | 95.8        | 96.1                | 2.551  | 051  | الاثاث والتجهيزات                     |
| 052  | Home Appliances                   | 101.4             |                    |                     |                    |              | 101.1     | 101.0       | 101.1         | 101.2       | 101.3        | 101.7       | 101.7       | 101.8               | 3.973  | 052  | الاجهزة المنزلية                      |
| 06   | Health                            | 117.0             |                    |                     |                    |              | 117.1     | 117.1       | 117.2         | 116.9       | 116.5        | 117.1       | 116.9       | 116.9               | 4.142  | 06   | الصحة                                 |
| 07   | Transportation                    | 95.0              |                    |                     |                    |              | 95.1      | 95.0        | 95.0          | 95.0        | 94.9         | 95.0        | 95.0        | 95.0                | 15.185                                       | 07   | النقل                                 |
| 08   | Communications                    | 113.1             |                    |                     |                    |              | 112.6     | 112.7       | 112.7         | 112.8       | 112.8        | 113.4       | 113.9       | 113.9               | 3.109  | 08   | الاتصال                               |
| 09   | Recreation and Culture            | 86.6              |                    |                     |                    |              | 89.6      | 86.9        | 87.0          | 85.4        | 85.5         | 85.5        | 85.5        | 87.3                | 1.998  | 09   | الترفيه والثقافة                      |
| 10   | Education                         | 127.5             |                    |                     |                    |              | 127.5     | 127.5       | 127.4         | 127.4       | 127.3        | 127.7       | 127.7       | 127.5               | 0.922  | 10   | التعليم                               |
| 11   | Restaurants                       | 111.4             |                    |                     |                    |              | 112.1     | 112.1       | 111.7         | 111.1       | 111.0        | 111.3       | 111.0       | 111.0               | 1.527  | 11   | المطاعم                               |
| 12   | Miscellaneous Sevices and Goods   | 102.6             |                    |                     |                    |              | 103.8     | 103.5       | 102.6         | 102.1       | 102.3        | 102.3       | 102.1       | 102.1               | 4.542  | 12   | السلع والخدمات المتنوعة               |
| 00   | General Index Number              | 104.2             |                    |                     |                    |              | 104.6     | 104.1       | 103.4         | 103.9       | 105.1        | 104.5       | 104.1       | 103.9               | 100  | 00   | الرقم القياسي العام                   |
|      | Index Number After Exclusion      | 104.9             |                    |                     |                    |              | 106.2     | 105.5       | 104.7         | 104.4       | 104.0        | 104.2       | 105.6       | 104.5               | 100  |      | الرقم القياسي العام بعد الاستبعاد     |